

SoloPort™ Subcutaneous Access Ports



	PMIN	MIN	MID	MAX
--	------	-----	-----	-----

Attachable catheter with rounded distal tip (recommended)

	PMINA-CBAS-C30	MINA-CBAS-C30	MIDA-CBAS-C30	MAXA-CBAS-C30
CBAS	PMINA-CBAS-C35	MINA-CBAS-C35	MIDA-CBAS-C35	MAXA-CBAS-C35
	PMINA-CBAS-C50	MINA-CBAS-C50	MIDA-CBAS-C50	MAXA-CBAS-C50
	PMINA-CBAS-C70	MINA-CBAS-C70	MIDA-CBAS-C70	MAXA-CBAS-C70
PU	PMINA-PU-C30	MINA-PU-C30	MIDA-PU-C30	MAXA-PU-C30
	PMINA-PU-C35	MINA-PU-C35	MIDA-PU-C35	MAXA-PU-C35
	PMINA-PU-C50	MINA-PU-C50	MIDA-PU-C50	MAXA-PU-C50
	PMINA-PU-C70	MINA-PU-C70	MIDA-PU-C70	MAXA-PU-C70
SIL	PMINA-SIL-C30	MINA-SIL-C30	MIDA-SIL-C30	MAXA-SIL-C30
	PMINA-SIL-C35	MINA-SIL-C35	MIDA-SIL-C35	MAXA-SIL-C35
	PMINA-SIL-C50	MINA-SIL-C50	MIDA-SIL-C50	MAXA-SIL-C50
	PMINA-SIL-C70	MINA-SIL-C70	MIDA-SIL-C70	MAXA-SIL-C70

Pre-attached catheter with rounded distal tip

	PMINP-CBAS-C30	MINP-CBAS-C30	MIDP-CBAS-C30	MAXP-CBAS-C30
CBAS	PMINP-CBAS-C35	MINP-CBAS-C35	MIDP-CBAS-C35	MAXP-CBAS-C35
	PMINP-CBAS-C50	MINP-CBAS-C50	MIDP-CBAS-C50	MAXP-CBAS-C50
	PMINP-CBAS-C70	MINP-CBAS-C70	MIDP-CBAS-C70	MAXP-CBAS-C70
PU	PMINP-PU-C30	MINP-PU-C30	MIDP-PU-C30	MAXP-PU-C30
	PMINP-PU-C35	MINP-PU-C35	MIDP-PU-C35	MAXP-PU-C35
	PMINP-PU-C50	MINP-PU-C50	MIDP-PU-C50	MAXP-PU-C50
	PMINP-PU-C70	MINP-PU-C70	MIDP-PU-C70	MAXP-PU-C70
SIL	PMINP-SIL-C20 (straight tip)	MINP-SIL-C30	MIDP-SIL-C30	MAXP-SIL-C30
	PMINP-SIL-C30	MINP-SIL-C35	MIDP-SIL-C35	MAXP-SIL-C35
	PMINP-SIL-C35	MINP-SIL-C50	MIDP-SIL-C50	MAXP-SIL-C50
	PMINP-SIL-C50	MINP-SIL-C70	MIDP-SIL-C70	MAXP-SIL-C70

Catheter codes:	CBAS	CBAS™ heparin coated polyurethane
	PU	uncoated polyurethane
	SIL	silicone
	C20	2 French
	C30	3 French
	C35	3.5 French
	C50	5 French
	C70	7 French

The SoloPort represents twenty years of experience in port design, service, innovation, and hands-on use in research. The port has evolved from an intravascular access port into a multi-purpose access port for use in intestinal, biliary, spinal, cranial, ventricular, and other applications.

The SoloPorts are available in a variety of configurations for most species and catheter sizes. These ports are fabricated from the highest quality biomaterials. All three sizes are available in titanium, while the smallest size is also available in a plastic model for shorter-term use in rodents.

The catheter may be pre-attached by Instech Solomon or, for 3Fr and larger, attached intraoperatively by the surgeon. SoloPort catheters are also available coated with CBAS™ heparin coating for optimal hemocompatibility.

Attachable Catheter (recommended)



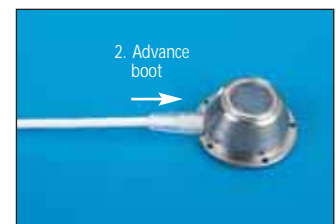
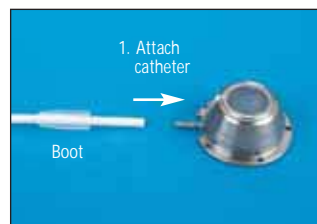
- Catheter is tunneled from vessel to port pocket (preferred direction)
- Catheter is trimmed from the proximal end
- Rounded or special distal tip is preserved

Pre-attached Catheter



- One less step to perform intraoperatively
- Eliminate risk of user error
- May trim length from the distal tip only

Upgraded Catheter Securement Boot. Titanium SoloPorts with attachable catheters now include a molded silicone rubber securement boot, a feature common in human-use ports. Boots are supplied to match the catheter size. The boot offers an improvement over the old attachment sleeve. The boot is easier to grip and move on the catheter. Additionally, the boot provides greater compression than the attachment sleeve.



Vein Pick Catheter Introducer. Now included at no charge with all titanium SoloPorts, this disposable device facilitates insertion of a catheter through a venotomy or arteriotomy. Also available separately in boxes of 100 (see page 30a).



SoloPort™ Subcutaneous Access Ports

Specifications

	PMIN	MIN	MID	MAX
Materials	plastic	titanium	titanium	titanium
Height	.275in (7.0mm)	.275in (7.0mm)	.395in (10.0mm)	.460in (11.7mm)
Weight	2.6g	2.9g	6.7g	10.4g
Dead volume	.13ml	.13ml	.38ml	.65ml
Catheter sizes	2F-7F	3F-7F	3F-7F	3F-7F
Sterilization	EtO Steam	EtO Steam	EtO Steam	EtO Steam

(NOTE: CBAS™ and PU can be sterilized by EtO only)

Applications

	PMIN	MIN	MID	MAX
Rat	●			
Ferret	●	●		
Rabbits			●	
NHP (<4kg)		●		
NHP (>4kg)			●	
Dog (<14kg)			●	
Dog (>14kg)			●	●
Pig (ear)			●	
Pig (scapula)				●

SoloPort is a trademark of Solomon Scientific

<http://www.instechlabs.com/infusion/ports/>

Port Principle

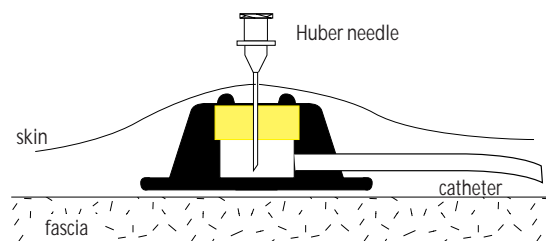
Ports are totally implanted catheter devices which do not exit through the animal's skin. There is little concern about the animal disturbing the port thereby obviating the need for a jacket or other

protective apparatus. Because there is no chronic exit site wound, infection risks associated with ports are considerably lower than with external catheters. The use of ports has provided many new research opportunities, and it represents a refined technique which has reduced animal use and minimized stress.

Advantages of Ports

- Decreased infections
- No externalized components
- Jacket/harness not required
- Permits common housing

The port was originally intended for intermittent bolus infusions and periodic sampling and access, but it is now widely used in protracted and continuous infusions. The port is also used in a tethered model for longer boluses (one hour, for example) or for intermittent periods of blood pressure monitoring (see p 16).



Huber Needles and Sets

Huber Point Needle Information

Huber needles are non-coring
 Use only Huber needles when accessing ports
 Reuse is discouraged; dull point is more painful
 Instech Solomon Hubers have the shorter B-bevel
 (to allow for a better fit in the port)

<http://www.instechlabs.com/infusion/ports/hn.php>

Huber Needle



The basic Instech Solomon Huber needle features a female luer for direct attachment to a syringe. They are available sterile in packs of twelve.

Part No.	Description	Unit
HN22750	22ga x 3/4" (1.9cm) Huber point non-coring needle (gray)	dz
HN24750	24ga x 3/4" (1.9cm) Huber point non-coring needle (pink)	dz

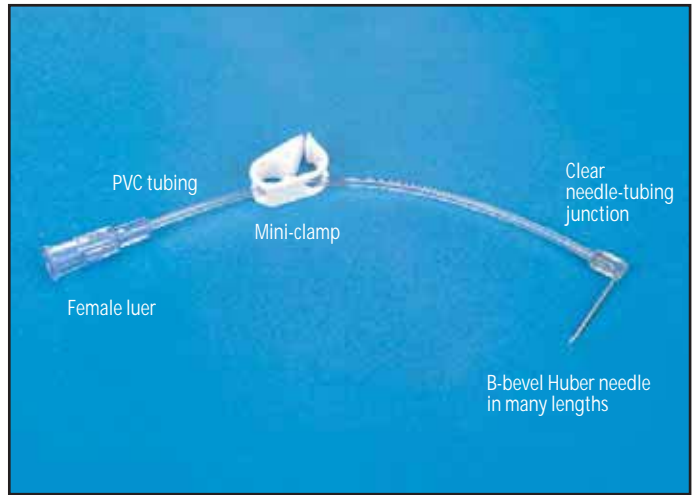
Straight Huber Needle Set for Rats NEW



Use this straight huber needle and tubing set in conjunction with a port, swivel and infusion harness for sustained intermittent rodent infusions. See page 16.

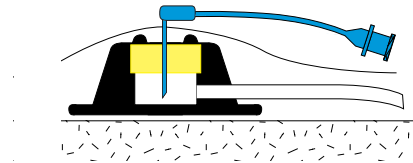
Part No.	Description	Unit
HNS22500-18	22ga x 1/2" (1.3cm) Huber needle; 18" (47cm) PVC tubing; no luer; attach proximal tubing end to 22ga swivel	dz

Right Angle Huber Needle Sets NEW



Right angle Huber needle sets are required for longer-term port access in large animals. The rationale for the right angle configuration is that the needle needs to be as flush with (parallel to) the skin as possible. The right angle set is preferred to the traditional straight Huber needle (with female luer) which, when mated to a male luer, would be bulky and likely fall out of the port. Right angle Huber needle sets are particularly useful when jackets are employed.

Instech Solomon has minimized the size of the needle-tubing junction in order to reduce the risk of the needle becoming snagged in a jacket. The same is true of the reduced size mini-clamp.

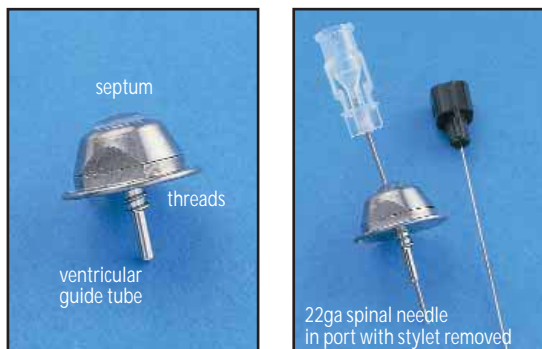


Part No.	Description	Unit
HNRA22500-6	22ga x 1/2" (1.3cm) Huber needle; 6" (15cm) tubing; luer; clamp	dz
HNRA22500-12	22ga x 1/2" (1.3cm) Huber needle; 12" (30cm) tubing; luer; clamp	dz
HNRA22500-24	22ga x 1/2" (1.3cm) Huber needle; 24" (61cm) tubing; luer; clamp	dz
HNRA22625-6	22ga x 5/8" (1.6cm) Huber needle; 6" (15cm) tubing; luer; clamp	dz
HNRA22625-12	22ga x 5/8" (1.6cm) Huber needle; 12" (30cm) tubing; luer; clamp	dz
HNRA22625-24	22ga x 5/8" (1.6cm) Huber needle; 24" (61cm) tubing; luer; clamp	dz
HNRA22750-6	22ga x 3/4" (1.9cm) Huber needle; 6" (15cm) tubing; luer; clamp	dz
HNRA22750-12	22ga x 3/4" (1.9cm) Huber needle; 12" (30cm) tubing; luer; clamp	dz
HNRA22750-24	22ga x 3/4" (1.9cm) Huber needle; 24" (61cm) tubing; luer; clamp	dz

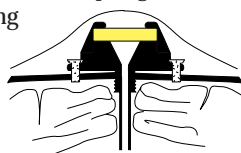
NOTE: To order with no clamp, add "NC" to end of part number (i.e., HNRA22500-6NC). Custom PVC tubing lengths are available.

Specialty Ports & Cannulae

Direct CSF Ventricular Sampling Port



This device is inspired by an innovative technique developed by the late Maria Wilsson (Sweden) in which she placed an indwelling guide cannula in the brain for chronic cerebral-spinal fluid (CSF) sampling in large animals. The guide directs a non-coring spinal needle into a ventricle. Dr. Vince Mendenhall (Charles River, Worcester) proposed the idea of adapting a subcutaneous port to Ms. Wilsson's CSF sampling method. The result is a totally subcutaneous device which will allow repeated access to the ventricle for CSF sampling in a large animal over extended periods.



Part No.	Description	Unit
MIN-CSF-SAM	Large animal subcutaneous CSF sampling port	ea

Gastro-Intestinal Cannulae



Gastro-intestinal research often requires access to various sections of the GI tract in species including rats, dogs, non-human primates and farm animals. This access provides for administration of compounds, collection of specimens, biopsies and even video documentation through endoscopy equipment. Instech Solomon designs and manufactures custom cannulae for this purpose. The unique cannula introducer is the key to success with these devices. Please contact Instech Solomon for additional information.

Part No.	Description	Unit
GIC-L1	Large animal gastro-intestinal cannula with introducer	ea
GIC-S1	Small animal gastro-intestinal cannula with introducer	ea

Low-Volume CSF Ventricular Sampling Port NEW



The Lo-Vol port is a titanium MIN port with a modified reservoir having a dead space of approximately 15µl. When combined with a 3Fr x 15cm catheter, the total dead volume for a Lo-Vol port and catheter is approximately 55µl. The standard MIN port with the same

catheter, by comparison, has a dead space of 170µl. While the MIN-CSF-SAM is designed for direct needle access to a ventricle for CSF access, the Lo-Vol MIN is intended for CSF access using a catheter (e.g., via the cisterna magna), or for other applications requiring minimal dead volume. The port connector fits 3Fr and 3.5Fr catheters. The outer dimensions are the same as a standard MIN port (p 35).



Lo-Vol MIN
Volume = 15µl



Standard MIN
Volume = 130µl

Part No.	Description	Unit
MIN-LOVOL	Low-volume titanium MIN port	ea